



**METRO SPINNING LIMITED**  
**STATEMENT OF FINANCIAL POSITION**  
**AS ON 30TH SEPTEMBER'2024**  
**(UN-AUDITED)**

		Amount in Tk	
Notes		1st qtr ended Sep 30'2024	Financial Year June30'2024
<b>ASSETS</b>			
<b>NON-CURRENT ASSETS</b>		<b>641,965,962</b>	<b>595,043,053</b>
Property, plant & Equipment	2.00	514,384,802	451,857,717
Right-of-Use Asset	2.01	5,150,426	5,658,017
Investment in Shares	3.00	122,430,734	137,527,319
<b>CURRENT ASSETS:</b>		<b>450,829,841</b>	<b>477,699,044</b>
Inventories	4.00	8,214,840	7,658,840
Trade Receivable	5.00	256,594,373	308,805,857
Advance, Deposit & Prepayments	6.00	161,818,255	156,323,244
Cash & Bank Equivalents	7.00	24,202,373	4,911,103
<b>TOTAL ASSETS</b>		<b>1,092,795,803</b>	<b>1,072,742,097</b>
<b>EQUITY AND LIABILITIES</b>			
<b>SHARE HOLDERS EQUITY</b>		<b>389,880,707</b>	<b>436,006,287</b>
Share Capital	8.00	616,982,750	616,982,750
Reserve & Surplus	9.00	(227,102,043)	(180,976,463)
<b>NON-CURRENT LIABILITIES</b>		<b>534,118,111</b>	<b>468,507,383</b>
Long Term Loan	10.00	498,760,030	433,965,665
Lease liability	10.01	2,905,362	2,482,937
Deffered Tax Liability	11.00	32,452,719	32,058,781
<b>CURRENT LIABILITIES:</b>		<b>168,796,985</b>	<b>168,228,427</b>
Current Portion of Long Term Loan	12.00	35,106,767	37,548,823
Current Portion of Lease Liability	12.01	1,141,042	2,128,239
Short Term Loan from Bank & others	13.00	89,022,532	85,525,490
Dividend payable/Unpaid Dividend	14.00	15,606,811	15,606,811
Trade and Others Payables	15.00	27,919,833	27,419,064
<b>TOTAL LIABILITIES AND EQUITY</b>		<b>1,092,795,803</b>	<b>1,072,742,097</b>
<b>Net Assets Value (NAV) per share</b>	<b>19.00</b>	<b>6.32</b>	<b>7.07</b>

  
Chief Financial Officer


  
Company Secretary

  
Director

  
Managing Director

**METRO SPINNING LIMITED**  
**STATEMENT OF COMPREHENSIVE INCOME**  
**FOR THE FIRST QUARTER ENDED 30TH SEPTEMBER'2024**  
**(UN- AUDITED)**

	Notes	Amount in Tk	
		1st qtr ended Sep 30'2024	1st qtr ended Sep 30'2023
Turnover	16.00	-	18,496,309
Cost of Goods Sold	17.00	-	39,657,585
Gross Profit		-	(21,161,276)
Operating Expenses		30,628,751	24,028,825
Administrative Expenses		8,653,956	3,764,430
Selling Expenses			329,755
Financial Expenses		21,974,795	19,934,639
Operating Profit		(30,628,751)	(45,190,101)
Other income		-	330,476
Net Profit before WPPF		(30,628,751)	(44,859,625)
Contribution to WPPF			
Net Profit before Tax		(30,628,751)	(44,859,625)
Provision for Tax		400,243	(27,314)
Current Tax	22.00	6,305	354,081
Deffered Tax	23.00	393,938	(381,395)
Net Profit after Tax		(31,028,994)	(44,832,311)
Other Comprehensive Income			
Gain/Loss on Marketable Securities (Unrealised)	3.01	(15,096,585)	
Total Comprehensive Income for the Period		(46,125,579)	(44,832,311)
Earnings Per Share (EPS)	18.00	(0.50)	(0.73)

  
Chief Financial Officer

  
Company Secretary

  
Director

  
Managing Director

**METRO SPINNING LIMITED**  
**STATEMENT OF CHANGES IN EQUITY**  
**FOR THE PERIOD ENDED 30TH SEPTEMBER, 2024**

Particulars	Share Capital	Share Premium	Revaluation Reserve	Loss on Marketable Securities (Unrealised)	Retained Earnings	Total
Balance as on 01.07.24	616,982,750	103,500,000	219,774,709	(42,872,681)	(461,378,492)	436,006,286
Total Comprehensive Income for the period				(15,096,585)	(31,028,994)	(46,125,579)
Balance as on 30-09-2024	616,982,750	103,500,000	219,774,709	(57,969,266)	(492,407,486)	389,880,707

**STATEMENT OF CHANGES IN EQUITY**  
**FOR THE PERIOD ENDED 30TH SEPTEMBER, 2023**

Particulars	Share Capital	Share Premium	Revaluation Reserve	Loss on Marketable Securities (Unrealised)	Retained Earnings	Total
Balance as on 01.07.2023	616,982,750	103,500,000	221,730,602	100,544,881	(1,997,216)	1,040,761,017
Total Comprehensive Income for the period					(44,832,311)	(44,832,311)
Balance as on 30-09-2023	616,982,750	103,500,000	221,730,602	100,544,881	(46,829,527)	995,928,706

  
 Chief Financial Officer


  
 Company Secretary

  
 Director

  
 Managing Director

**METRO SPINNING LIMITED**  
**CASH FLOW STATEMENT**  
**FOR THE FIRST QUARTER ENDED 30TH SEPTEMBER'24**  
**(UN-AUDITED)**

	Notes	Amount in Tk	
		1st qtr ended Sep 30'2024	1st qtr ended Sep 30'2023
<b>Cash flow from operating activities :</b>			
Cash Received from Turn over and Other Income		52,211,484	67,895,105
Payment for Cost and Expenses		(14,154,448)	(42,844,250)
Interest Paid		(21,909,009)	(19,837,002)
<b>Net Cash Inflow/Outflow from Operating Activities</b>		<b>16,148,027</b>	<b>5,213,853</b>
<b>Cash flow from investing activities :</b>			
Acquisition of Fixed Assets		(62,527,086)	
<b>Net Cash Inflow/outflow from Investing Activities</b>		<b>(62,527,086)</b>	<b>-</b>
<b>Cash flow from Financing activities :</b>			
Short Term Loan & others-net		3,497,042	(176,280,979)
Long Term Loan-net		62,173,287	176,316,682
Dividend Paid			(17,037)
<b>Net Cash Inflow/Outflow from Financing Activities</b>		<b>65,670,330</b>	<b>18,666</b>
<b>Net Cash Increased/Decreased in &amp; Cash equivalents</b>		<b>19,291,271</b>	<b>5,232,519</b>
<b>Gain/(Loss) of Foreign Currency fluctuation</b>			<b>37,704</b>
<b>Opening Cash and Bank balance</b>		<b>4,911,103</b>	<b>8,059,201</b>
<b>Closing Cash and Bank balance</b>		<b>24,202,374</b>	<b>13,329,423</b>
<b>Net Operating cash flow Per Share</b>	<b>20.00</b>	<b>0.26</b>	<b>0.08</b>

  
 Chief Financial Officer

  
 Company Secretary

  
 Director

  
 Managing Director